



SANTA SHOEBOX PROJECT

Since 2006 the Santa Shoebox Project has grown from a simple gift-giving initiative to an organisation that creates lasting change in communities across South Africa.

From our annual Santa Shoebox gift drive to the ongoing development of Early Childhood Development centres (ECDs), up-skilling of ECD practitioners and installation of reading corners, we have turned a short-term project into an initiative that meaningfully impacts the lives of children in need.

YOU CAN SUPPORT US IN A NUMBER OF WAYS

Support SSP Legacy Projects



Pledge a Santa Shoebox



Make a Donation



Volunteer Your Time



HOW TO PLEDGE A SANTA SHOEBOX

✔ STEP 1: CREATE A SUPPORTER PROFILE

You will be required to register as a Supporter and to provide information like your name, mobile number and email address to ensure that you receive your Shoebox labels and any necessary updates and reminders. You will also be required to select your drop off location so that you can view and select from the list of children living in or around your community.

✔ STEP 2: FIND YOUR NEAREST DROP OFF

Our list will indicate whether there is a physical drop off point in your area. Can't find your location? No problem! You can either volunteer to host a drop off OR you can pledge a Virtual Santa Shoebox. Please ensure that you can drop your Shoebox off on time and at the correct location or sadly it will not reach the child for whom it was pledged. Remember, your pledge is your promise!

✔ STEP 3: SELECT YOUR RECIPIENT CHILD/REN

Once you have registered as a Supporter, you will be able to see the list of beneficiary children for your area. It is important to note that every Shoebox requires all 8 specified items. The monetary value of the box depends on the age of the child and where the shopping is done, but in our experience, the starting budget of a Santa Shoebox is approximately R400.

Please consider your budget when choosing the number of Shoeboxes to pledge. You can also refer to some Frequently Asked Questions [HERE](#).

HOW TO PACK A SANTA SHOEBOX

✔ FIND AN EMPTY SHOEBOX

A paper ream box cut down to 11cm is perfect! The ideal size is that of an adult running shoe box: 20 x 34 x 11cm

✔ DECORATE THE SHOEBOX

Wrap the box so that it can be opened at Drop Off and checked for child safety and compliance.

Consider decorating the shoebox with drawings, paint, cut outs and stickers instead of wrapping paper. This way you are creating a unique "keepsake" and minimising waste.







✔ ATTACH YOUR LABEL

This is super important as this is how we make sure that your shoebox reaches your recipient child.

✔ FILL THE BOX WITH GIFTS

All Santa Shoebox contents must be new, unused and age-appropriate. PEP is our one-stop-shop!

The following items are required:

-  Toothbrush and toothpaste
-  Bar of soap and washcloth
-  Educational supplies
-  Sweets
-  A toy
-  An outfit of clothing

